

CREDIT OPINION

28 June 2022

Update



Send Your Feedback

RATINGS

Sparebanken Sor

Domicile	Kristiansand, Norway
Long Term CRR	A1
Type	LT Counterparty Risk Rating - Fgn Curr
Outlook	Not Assigned
Long Term Debt	(P)A1
Type	Senior Unsecured MTN - Fgn Curr
Outlook	Not Assigned
Long Term Deposit	A1
Type	LT Bank Deposits - Fgn Curr
Outlook	Stable

Please see the [ratings section](#) at the end of this report for more information. The ratings and outlook shown reflect information as of the publication date.

Contacts

Mattias Eric Frithiof +46.8.5179.1264
AVP-Analyst
mattias.frithiof@moody.com

Robert Dinic +46.85.179.1282
Associate Analyst 3
robert.dinic@moody.com

Simon James Robin +44 207 772 5347
Ainsworth
Associate Managing Director
simon.ainsworth@moody.com

Sean Marion +44.20.7772.1056
MD-Financial Institutions
sean.marion@moody.com

Sparebanken Sor

Update following rating action

Summary

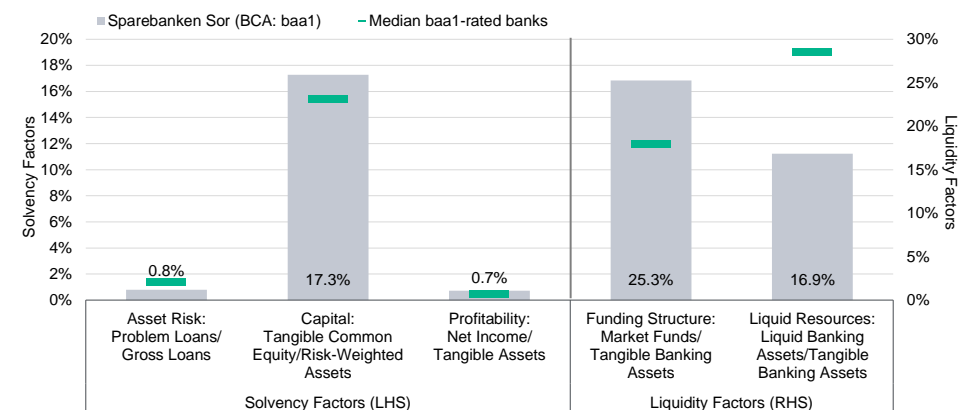
[Sparebanken Sor's](#) A1 deposit and senior unsecured debt ratings and the Baa1 Junior senior rating take into account its baseline credit assessment (BCA) of baa1 and our forward-looking Loss Given Failure (LGF) analysis of its liability structure.

The bank's BCA of baa1 reflects its resilient asset quality metrics, with ratios of non-performing loans (NPLs) to gross loans of around 0.6% and Loan Loss Reserves (LLRs) to NPLs of around 52% as of March 2022. The bank's BCA of baa1 also captures its strong capital buffers with a tangible common equity ratio of 17.3% combined with a robust leverage ratio of 9.3% and a moderate profitability with a net income to average tangible banking assets of around 0.7%, with relatively low earnings diversification. The bank's stand-alone credit profile also incorporates its high reliance on market funding, a common attribute of Norwegian banks.

The bank's A1 deposit and senior unsecured debt ratings take into account our forward looking advanced LGF analysis of the bank's liability structure, which results in three notches of uplift above the BCA. Sparebanken Sor benefits from a large volume of deposits and substantial layers of subordination (including upcoming MREL-eligible instruments of approximately NOK 20.2 billion), resulting in very low potential losses for senior creditors.

Exhibit 1

Rating Scorecard- Key Financial Ratios



These represent our Banks rating methodology scorecard ratios, whereby asset risk and profitability reflect the weaker of either the three-year average or the latest annual figure. The capital ratio is the latest reported figure. The funding structure and liquid resources ratios reflect the latest fiscal year-end figures.

Source: Moody's Banking Financial Metrics

Credit strengths

- » Resilient asset quality with two thirds of lending to private mortgage borrowers and close to zero exposure to oil and offshore sectors
- » Strong capital levels with a robust leverage ratio
- » Large volume of deposits and debt combined with upcoming MREL eligible securities, result in three notches uplift to the deposit and issuer ratings

Credit challenges

- » Some single borrower and sector loan concentrations increase asset risk
- » Reliance on market funding renders the bank vulnerable to fluctuations in investor sentiment
- » Modest profitability with some net interest margin pressure combined with low earnings diversification

Rating outlook

The stable outlook on the bank's long-term deposit and senior unsecured debt ratings reflects our view that the bank's credit profile will remain broadly stable over the next 12-18 months. We believe that the bank has the earnings and capital buffers to shield its solvency during this period.

Factors that could lead to an upgrade

Upward rating momentum could develop if the bank demonstrates a combination of: (1) reduced exposure to more volatile sectors such as construction and real estate sectors; (2) sustained strong asset quality; and (3) a strengthening in core earnings generation and diversification without significantly raising its credit risk profile.

Factors that could lead to a downgrade

Downward rating pressure would develop on Sparebanken Sor's ratings if: (1) the bank's NPLs were to increase significantly above its similarly rated peers; (2) its profitability were to deteriorate materially from its current level; (3) the macroeconomic environment weakens significantly for a sustained period, leading to a lower Macro Profile; and (4) lower than expected issuance of non preferred senior (SNP) securities leading to a reduction in the rating uplift through our LGF analysis.

This publication does not announce a credit rating action. For any credit ratings referenced in this publication, please see the issuer/deal page on <https://ratings.moody.com> for the most updated credit rating action information and rating history.

Key indicators

Exhibit 2

Sparebanken Sor (Consolidated Financials) [1]

	03-22 ²	12-21 ²	12-20 ²	12-19 ²	12-18 ²	CAGR/Avg. ³
Total Assets (NOK Billion)	148.1	144.2	142.1	129.5	121.1	6.4 ⁴
Tangible Common Equity (NOK Billion)	13.8	13.5	12.6	11.7	10.7	7.9 ⁴
Problem Loans / Gross Loans (%)	0.6	0.7	0.9	1.0	1.0	0.8 ⁵
Tangible Common Equity / Risk Weighted Assets (%)	17.3	17.1	16.2	16.4	15.3	16.5 ⁶
Problem Loans / (Tangible Common Equity + Loan Loss Reserve) (%)	5.2	5.5	7.7	8.9	8.8	7.2 ⁵
Net Interest Margin (%)	1.4	1.3	1.3	1.5	1.4	1.4 ⁵
PPI / Average RWA (%)	1.6	1.7	1.7	1.9	1.7	1.7 ⁶
Net Income / Tangible Assets (%)	0.7	0.8	0.7	0.8	0.7	0.8 ⁵
Cost / Income Ratio (%)	45.4	43.7	42.8	40.9	43.8	43.3 ⁵
Market Funds / Tangible Banking Assets (%)	28.4	25.3	29.3	28.8	26.8	27.7 ⁵
Liquid Banking Assets / Tangible Banking Assets (%)	18.4	16.9	17.8	16.0	13.5	16.5 ⁵
Gross Loans / Due to Customers (%)	182.7	185.4	187.2	184.1	182.9	184.5 ⁵

[1] All figures and ratios are adjusted using Moody's standard adjustments. [2] Basel III - fully loaded or transitional phase-in; IFRS. [3] May include rounding differences because of the scale of reported amounts. [4] Compound annual growth rate (%) based on the periods for the latest accounting regime. [5] Simple average of periods for the latest accounting regime. [6] Simple average of Basel III periods.

Sources: Moody's Investors Service and company filings

Profile

Sparebanken Sor is a regional Norwegian bank, which provides retail and corporate banking services to individuals, companies and public authorities in the counties of Agder, Vestfold and Telemark, and Rogaland. Its products include financing, savings facilities, placements, insurance, pensions and payment facilities. Sparebanken Sor is currently the sixth largest savings bank in Norway with total consolidated assets of NOK 148.1 billion (€15.4 billion) as of March 2022.

Recent Developments

Following revisions to the FSA's approach to calculating MREL subordination requirements, on June 15 we downgraded Sparebanken Sor's Junior Senior rating to Baa1 from A3.

[Russia-Ukraine crisis injects new risks into global economic outlook](#). Russia's invasion of [Ukraine](#) (Caa3 NEG) and the economic sanctions that the US (Aaa stable), European governments and other allies have subsequently imposed on Russia have increased risks to the global economic outlook. In particular, further escalation of the Russia-Ukraine conflict would put Europe's economic recovery at risk. Heightened geopolitical risks are unambiguously negative for economic activity. The magnitude of the effects will depend on the length and severity of the crisis.

Norway's trade flows with Russia are very limited as they export the same type of goods with the production of oil and gas among the most significant to the Norwegian economy. As European countries are looking to reduce imports from Russia, Norway is likely to be positively affected by increased demand in Europe.

Norges Bank increased the reference rate by 50 bps in June 2022 resulting in the rate of 1.25%, while indicating that further rate hike should be expected in August 2022, when the rate will be raised to 1.5%. Norges Bank expects the reference rate to be around 3% by mid-year 2023.

The counter cyclical buffer (CCyB) requirement has been increased from 1% currently to 1.5% in end June 2022, 2.0% by the end of December 2022 and to 2.5% effective from 31 March 2023.

Detailed credit considerations

Norway's 'Very Strong-' Macro Profile remains supportive towards the bank's stand alone credit profile

Norway has an increasingly diversified and growing economy, which demonstrated resilience to the weakening in the oil sector in 2020 and a strong economic recovery in 2021 after the coronavirus-induced downturn. The banking system benefits from operating

in a country with very high economic, institutional and government financial strength as well as very low susceptibility to event risk, resulting from the government's generally strong fiscal flexibility, with countercyclical buffers available through its sovereign oil fund.

The main risks to the system stem from a high level of household indebtedness, elevated real estate prices and domestic banks' reliance on market funding. However, these risks are mitigated by the strength of households' ability to service debt, banks' adequate capitalisation, and the relatively small size of the banking system compared to the total size of the economy.

Sparebanken Sor's operations are entirely in Norway. As a result we apply the [Very Strong-](#) Macro Profile we have assigned to banks operating in Norway.

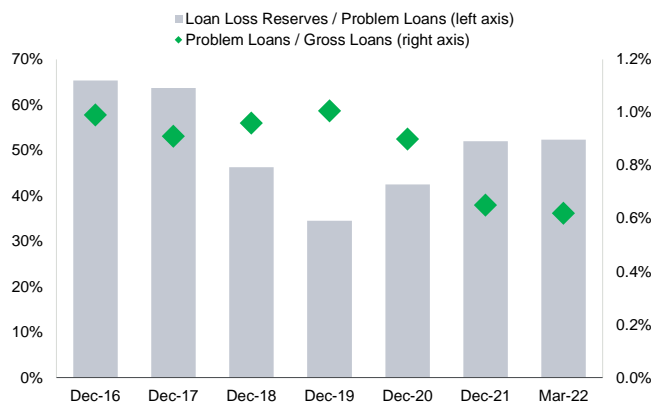
Resilient asset quality metrics, although some concentrations risk

Sparebanken Sor's problem loans, defined as stage 3 loans, were at 0.6% of gross loans as of March 2022, slightly down from 0.7% as of December 2021 (stage 3 loans decreased to NOK 732 million in March 2022 from NOK 762 million in December 2021), which is comparable with other large Norwegian savings banks and in line with the average of similarly rated banks globally. The bank has taken a strategic decision to maintain a good credit quality and limit future losses reflected in a low and stable level of problem loans over the past five years (see Exhibit 3).

Sparebanken Sor's allowance for loan losses was NOK 383 million, slightly down from NOK 396 million as of year-end 2021, but total provisioning coverage for problem loans increased to 52.3% as of March 2022 (see Exhibit 4) driven by the decrease in problem loans.

Exhibit 3

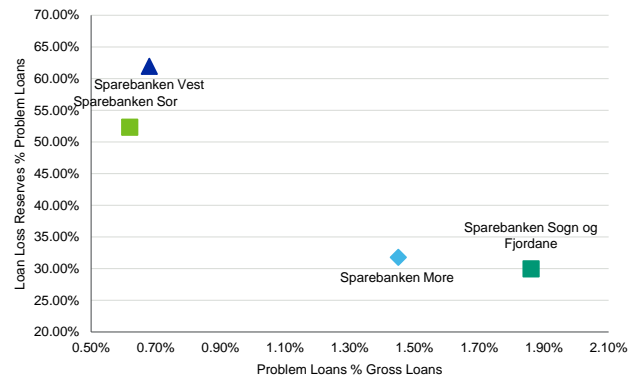
Sparebanken Sor's problem loans ratio came down in recent years...



Sources: Moody's Financial Metrics, Sparebanken Sor

Exhibit 4

...and comparable with similarly rated domestic peers



Note: Based on Q1 2022 Moody's adjusted data

Source: Moody's Financial Metrics

Sparebanken Sor's loan book is dominated by retail mortgages, representing around 66% of the gross loan book as of March 2022, which has been resilient historically with low default levels. We consider the bank's low average loan-to-value (LTV) of approximately 54% for mortgages to be a mitigating factor to a potential fall in house prices.

However, the bank has also significant concentration to the real-estate and construction sectors at around 22% (20.1% and 1.6%, respectively) of gross loans as of March 2022, which poses downside risks to future loan book performance in case there is any material reduction in property prices in the region. We note that majority of the bank's total outstanding impairments come from its corporate exposures, of which over half relate to either the property management sector or the real estate development and building & construction sectors demonstrating their higher credit risk profile.

Furthermore, the bank's corporate book has certain single-borrower concentration, especially to commercial real estate (CRE) clients, making it vulnerable to a potential default of one of its large customers.

Our downward adjustment to the bank's asset risk score to baa1 captures these concentration risks, in addition to the limited geographical diversification compared to larger Nordic commercial banks, as Sparebanken Sor is mainly exposed to the southern Norwegian region.

Going forward, we expect asset quality to remain stable and at low levels, in line with peers. The strong recovery and low unemployment levels contribute a stable operating environment, albeit somewhat offset by inflationary pressure and supply-chain issues affecting mainly construction and property development.

Strong capital levels with a robust leverage ratio

Sparebanken Sor's capitalisation is sound relative to its risk profile with a CET1 ratio of 16.7% as of March 2022, well above its regulatory minimum of 13% and slightly above its target of 16.2%. Concurrently, Sparebanken Sor's total regulatory capital ratio was 20.5% and its Tier 1 ratio stood at 18.4% as of March 2022, compared to 20.3% and 18.1% as of year-end 2021, respectively.

In response to the coronavirus outbreak the Norwegian FSA lowered the countercyclical capital buffer requirement by 150 basis points in 2020. The counter cyclical buffer (CCyB) requirement has been increased back up to 1.5% in end June 2022, it will further increase to 2.0% by the end of December 2022 and to 2.5% effective from 31 March 2023. The systemic risk buffer will also be increased, by 150 bps from 31 of December 2022.

We note that the bank is the only one of the large regional banks in Norway that still applies the standard method in its risk-weighted assets (RWAs) calculations. Accordingly it has one of the highest RWAs-density and leverage ratios among Norwegian savings banks at 9.3% in March 2022. The bank is currently in the process to apply to the Financial Supervisory Authority for an approval to use the Internal Ratings-based (IRB) approach to calculate RWAs. The bank plans to send an application for IRB-F approval before the end of 2023. However, timing of the implementation is uncertain due to the complexity of the process.

Exhibit 5

Sparebanken Sor's capital levels are comparable to its similarly-rated peers



Note: Based on Q1 2022 Moody's adjusted data, Sparebanken Sor and Sparebanken Sogn og Fjordane use the standard method while Sparebanken More and Sparebanken Vest use the Internal Ratings Based Approach for their risk weighted assets and capital calculation.

Source: Moody's Financial Metrics

The implementation of CRD V including the SME discount as of June first 2022 will give a benefit of around 70 basis points which will strengthen its regulatory capital metrics. This will allow the bank to continue growing its RWAs and meet its dividend payout policy of 40-50% over the longer term.

Our assigned capital score is adjusted downwards to Aa3 to reflect the bank's low level of equity certificates (EC) in the capital structure. On 31st March 2022 the bank's Board of trustees decided to increase the ownership ratio to 40%, which was approved by FSA and on 14th June 2022 the conversion of primary capital to ECs was announced on the Oslo Stock Exchange, bringing the EC ratio in line with most domestic peers.

Modest profitability with low earnings diversification, on the back of some net interest margin pressure and higher impairment charges

In response to the economic stress from the coronavirus outbreak Norges Bank cut the reference rate to zero. During mid-2021 Norges Bank started raising rates, which resulted in 1.25% reference rate as of June 2022, with additional hikes expected later in the year. Due to the recovery in the reference rate we expect increased margins in 2022 and a rise in profitability going forward.

Sparebanken Sor relies predominantly on stable interest income from lending, but earnings diversification is limited with net interest income representing around 83% of its revenues in 2021. The bank reported an annualised net interest margin of 2.00% for retail loans and 2.68% for corporate loans in March 2022, up from 1.73% and 2.36% respectively the year before, reflecting the increase in interest rate and somewhat offset by increased competition among its peers. Looking ahead over the next 12-18 months, we expect margin pressure to continue to decrease, combined with stable loan growth (4.5% year-on-year as of March 2022).

The bank's cost efficient structure and set-up, despite spending on digitalisation and channel interaction, should continue to support its core pre-provision income and bottom-line also during times of stress. The bank has reported a cost-to-income ratio of 40.6% (excluding net income from financial instruments), lower than the reported ratio of 42.6% a year earlier, but slightly above its 40% target.

Reliance on market funding renders the bank vulnerable to fluctuations in investor sentiment

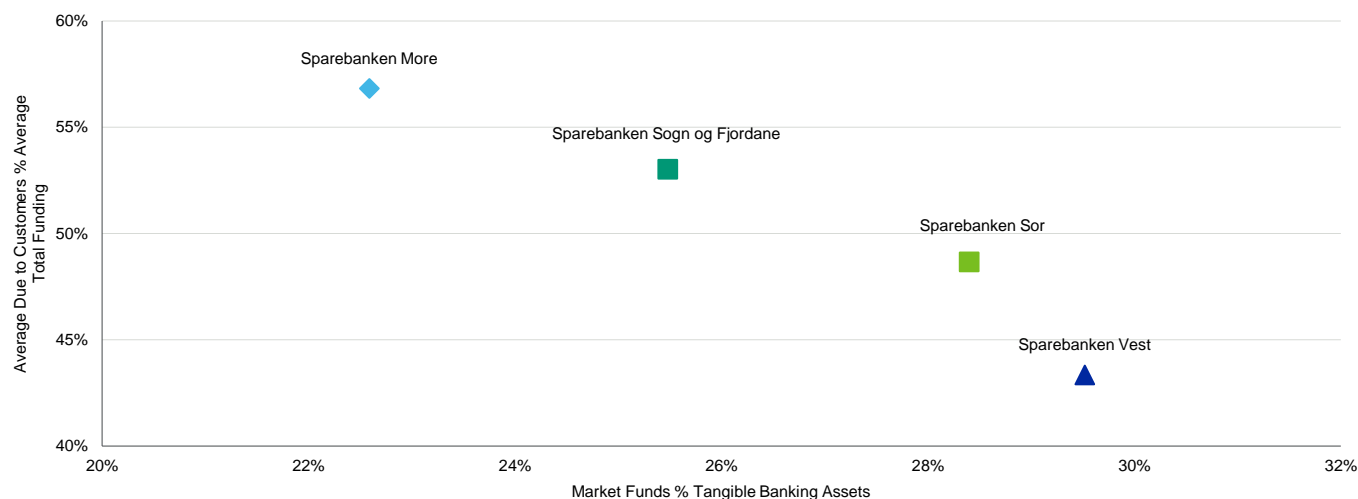
Sparebanken Sor's funding is underpinned by a strong deposit base, which amounts to roughly 48% of non-equity funding. Nevertheless, the bank remains reliant on market funding, which accounted for 28% of tangible banking assets as of March 2022 (see Exhibit 6), and which renders the bank susceptible to changes in investor sentiment.

While Sparebanken Sor has good access to the domestic capital markets, we expect that the bank will continue accessing the international markets in order to expand its investor base beyond its more concentrated domestic market. A sizeable and growing portion of market funds is in the form of covered bonds, which provide the bank with an important source of funding. Based on our methodology, we reflect the stability of covered bonds relative to unsecured market funding through an adjustment to our market funds to tangible assets ratio. Nonetheless, our Funding Structure score reflects our view that the bank's overall funding profile remains a weakness relative to the other scorecard metrics.

In 2022 to 2023 we expect the bank to continue to replace part of its preferred senior debt maturing with MREL-eligible senior non-preferred (SNP) securities estimated at more than NOK 6 billion. We note that the bank has already raised NOK 4.5 billion of SNP debt, while also being the first Norwegian bank to tap the market for such an instrument.

Exhibit 6

Reliance on market funding remains a fundamental weakness for the bank, a common attribute of Norwegian banks



Note: Based on Q1 2022 Moody's adjusted data.

Source: Moody's Financial Metrics

Sparebanken Sor also maintains sizeable buffers of high quality liquid assets. As of March 2022, liquid assets accounted for around 18% of tangible assets, comprising cash and deposits with the central bank and the securities portfolio that is in a vast majority Aaa-rated instruments in the form of Norwegian covered bonds and bonds from the government and other public entities.

We note that these holdings are mostly Norwegian securities and covered bonds of other local banks, which could be a source of vulnerability from a concentration-risk perspective and in case of a systemic liquidity crunch, but, at the same time, these holdings reduce the bank's currency exposure. The bank reported a consolidated liquidity coverage ratio (LCR) of 156% as of March 2022, well above the regulatory requirement and mitigating to a some extent the market funding dependence concerns that we have.

Source of facts and figures cited in this report

Unless noted otherwise, we have sourced data relating to system-wide trends and market shares from the central bank. Bank specific figures originate from banks' reports and Moody's Banking Financial Metrics. All figures are based on our own chart of accounts and may be adjusted for analytical purposes. Please refer to the document [Financial Statement Adjustments in the Analysis of Financial Institutions](#) published on 9 August 2018.

ESG considerations

In line with our general view on the banking sector, Sparebanken Sor has a low exposure to environmental risks. See our [environmental risk heat map](#) for further information.

We believe banks face moderate social risks. The most relevant social risks for banks arise from the way they interact with their customers. Social risks are particularly high in the area of data security and customer privacy, which are partly mitigated by sizeable technology investments and banks' long track record of handling sensitive client data. Fines and reputational damage because of product mis-selling or other types of misconduct are further social risks. Social trends are also relevant in a number of areas, such as shifting customer preferences towards digital banking services increasing information technology cost, ageing population concerns in several countries affecting demand for financial services or socially driven policy agendas translating into regulations that affect banks' revenue base.

See our [social risk heat map](#) for further information.

Governance is highly relevant for Sparebanken Sor, as it is to all entities in the banking industry. Corporate governance weaknesses can lead to a deterioration in a bank's credit quality, while governance strengths can benefit its credit profile. Governance risks are largely internal rather than externally driven. For Sparebanken Sor, we do not have any particular governance concern. Nonetheless, corporate governance remains a key credit consideration and requires ongoing monitoring.

Support and structural considerations

Loss Given Failure

The EU Bank Recovery and Resolution Directive (BRRD) entered into force on 1 January 2019 in Norway, which supports our current assumptions regarding the LGF analysis. For our resolution analysis, we assume residual tangible common equity of 3% and losses post-failure of 8% of tangible banking assets, a 25% run-off in "junior" wholesale deposits, a 5% run-off in preferred deposits, and assign a 25% probability to deposits being preferred to senior unsecured debt. These are in line with our standard assumptions. For Sparebanken Sor's long-term deposit rating and senior unsecured debt rating, our LGF analysis considers the combination of the bank's junior deposits, its outstanding debt volume and the amount of debt subordinated to this.

The assigned LGF notchings for long-term deposit and senior unsecured bank debt are positioned three notches above the BCA which is one notch higher than the correspondent LGF notching guidance of two notches above the adjusted BCA. This reflects our expectation that the bank will issue senior non-preferred (SNP) debt, estimated at more than NOK 6 bn, over the coming 2 years in order to comply with its MREL requirement. This has resulted in a Preliminary Rating Assessment (PRA) of three notches above the BCA, reflecting very low loss given failure.

For junior securities issued by Sparebanken Sor, our LGF analysis confirms a high level loss-given-failure, given the small volume of debt and limited protection from more subordinated instruments and residual equity.

Government support

Sparebanken Sor is a regional savings bank with a sound market position on the southern coast of Norway, in the counties of Agder, Vestfold and Telemark, and Rogaland, where we estimate it commands combined market shares of around 24% for lending and around 34% for deposits. As a result of the implementation of the BRRD legal framework in Norway from 1 January 2019, which is aligned with that of the EU, we revised our government support assumption for the bank's preferred senior debt and deposits to low from moderate. This has resulted in no rating uplift from its PRA, positioning the ratings at A1.

Counterparty Risk (CR) Assessment

Sparebanken Sor's CR Assessment is positioned at A1(cr)/P-1(cr).

The CRA is positioned three notches above the Adjusted BCA of baa1, based on the substantial cushion against default provided to the senior obligations represented by the CRA by subordinated instruments. The main difference with our Advanced LGF approach used to determine instrument ratings is that the CRA captures the probability of default on certain senior obligations, rather than expected loss, therefore we focus purely on subordination and take no account of the volume of the instrument class.

Counterparty Risk Rating (CRR)

Sparebanken Sor's CRRs are positioned at A1/P-1.

The CRRs are positioned three notches above Sparebanken Sor's Adjusted BCA of baa1, reflecting extremely low loss-given-failure from the high volume of instruments that are subordinated to CRR liabilities.

Foreign currency deposit rating

The bank's foreign-currency deposit ratings are unconstrained, because Norway has no country ceiling. Sparebanken Sor's foreign-currency deposit rating is A1.

Methodology and scorecard

About Moody's bank scorecard

Our Scorecard is designed to capture, express and explain in summary form our rating committee's judgment. When read in conjunction with our research, a fulsome presentation of our judgment is expressed. As a result, the output of our Scorecard may materially differ from that suggested by raw data alone (though it has been calibrated to avoid the frequent need for strong divergence). The Scorecard output and the individual scores are discussed in rating committees and may be adjusted up or down to reflect conditions specific to each rated entity.

Rating methodology and scorecard factors

Exhibit 7

Sparebanken Sor

Macro Factors

Weighted Macro Profile **Very Strong -** **100%**

Factor	Historic Ratio	Initial Score	Expected Trend	Assigned Score	Key driver #1	Key driver #2
Solvency						
Asset Risk						
Problem Loans / Gross Loans	0.8%	aa2	↑	baa1	Geographical concentration	Sector concentration
Capital						
Tangible Common Equity / Risk Weighted Assets (Basel III - transitional phase-in)	17.3%	aa2	↑	aa3	Access to capital	
Profitability						
Net Income / Tangible Assets	0.7%	baa2	↑	baa2	Earnings quality	
Combined Solvency Score		aa3		a3		
Liquidity						
Funding Structure						
Market Funds / Tangible Banking Assets	25.3%	baa2	↔	baa2		
Liquid Resources						
Liquid Banking Assets / Tangible Banking Assets	16.9%	baa2	↔	baa2		
Combined Liquidity Score		baa2		baa2		
Financial Profile						
				baa1		
Qualitative Adjustments				Adjustment		
Business Diversification				0		
Opacity and Complexity				0		
Corporate Behavior				0		
Total Qualitative Adjustments				0		
Sovereign or Affiliate constraint				Aaa		
BCA Scorecard-indicated Outcome - Range				a3 - baa2		
Assigned BCA				baa1		
Affiliate Support notching				0		
Adjusted BCA				baa1		

Balance Sheet	in-scope (NOK Million)	% in-scope	at-failure (NOK Million)	% at-failure
Other liabilities	61 500	41.6%	68 097	46.0%
Deposits	64 680	43.7%	58 083	39.2%
Preferred deposits	47 863	32.3%	45 470	30.7%
Junior deposits	16 817	11.4%	12 613	8.5%
Senior unsecured bank debt	10 900	7.4%	10 900	7.4%
Junior senior unsecured bank debt	3 500	2.4%	3 500	2.4%
Dated subordinated bank debt	1 650	1.1%	1 650	1.1%
Preference shares (bank)	1 335	0.9%	1 335	0.9%
Equity	4 440	3.0%	4 440	3.0%
Total Tangible Banking Assets	148 005	100.0%	148 005	100.0%

Debt Class	De Jure waterfall		De Facto waterfall		Notching		LGF Notching Guidance vs. Adjusted BCA	Assigned LGF notching	Additional Notching	Preliminary Rating Assessment
	Instrument volume + subordination	Sub-ordination	Instrument volume + subordination	Sub-ordination	De Jure	De Facto				
Counterparty Risk Rating	23.3%	23.3%	23.3%	23.3%	3	3	3	3	0	a1
Counterparty Risk Assessment	23.3%	23.3%	23.3%	23.3%	3	3	3	3	0	a1 (cr)
Deposits	23.3%	7.4%	23.3%	14.7%	2	3	2	3	0	a1
Senior unsecured bank debt	23.3%	7.4%	14.7%	7.4%	2	2	2	3	0	a1
Junior senior unsecured bank debt	7.4%	5.0%	7.4%	5.0%	0	0	0	0	0	baa1

Instrument Class	Loss Given Failure notching	Additional notching	Preliminary Rating Assessment	Government Support notching	Local Currency Rating	Foreign Currency Rating
Counterparty Risk Rating	3	0	a1	0	A1	A1
Counterparty Risk Assessment	3	0	a1 (cr)	0	A1(cr)	
Deposits	3	0	a1	0	A1	A1
Senior unsecured bank debt	3	0	a1	0	(P)A1	(P)A1
Junior senior unsecured bank debt	0	0	baa1	0	Baa1	

Source: Moody's Investors Service

Ratings

Exhibit 8

Category	Moody's Rating
SPAREBANKEN SOR	
Outlook	Stable
Counterparty Risk Rating	A1/P-1
Bank Deposits	A1/P-1
Baseline Credit Assessment	baa1
Adjusted Baseline Credit Assessment	baa1
Counterparty Risk Assessment	A1(cr)/P-1(cr)
Issuer Rating	A1
Senior Unsecured MTN	(P)A1
Junior Senior Unsecured -Dom Curr	Baa1

Source: Moody's Investors Service

© 2022 Moody's Corporation, Moody's Investors Service, Inc., Moody's Analytics, Inc. and/or their licensors and affiliates (collectively, "MOODY'S"). All rights reserved. CREDIT RATINGS ISSUED BY MOODY'S CREDIT RATINGS AFFILIATES ARE THEIR CURRENT OPINIONS OF THE RELATIVE FUTURE CREDIT RISK OF ENTITIES, CREDIT COMMITMENTS, OR DEBT OR DEBT-LIKE SECURITIES, AND MATERIALS, PRODUCTS, SERVICES AND INFORMATION PUBLISHED BY MOODY'S (COLLECTIVELY, "PUBLICATIONS") MAY INCLUDE SUCH CURRENT OPINIONS. MOODY'S DEFINES CREDIT RISK AS THE RISK THAT AN ENTITY MAY NOT MEET ITS CONTRACTUAL FINANCIAL OBLIGATIONS AS THEY COME DUE AND ANY ESTIMATED FINANCIAL LOSS IN THE EVENT OF DEFAULT OR IMPAIRMENT. SEE APPLICABLE MOODY'S RATING SYMBOLS AND DEFINITIONS PUBLICATION FOR INFORMATION ON THE TYPES OF CONTRACTUAL FINANCIAL OBLIGATIONS ADDRESSED BY MOODY'S CREDIT RATINGS. CREDIT RATINGS DO NOT ADDRESS ANY OTHER RISK, INCLUDING BUT NOT LIMITED TO: LIQUIDITY RISK, MARKET VALUE RISK, OR PRICE VOLATILITY. CREDIT RATINGS, NON-CREDIT ASSESSMENTS ("ASSESSMENTS"), AND OTHER OPINIONS INCLUDED IN MOODY'S PUBLICATIONS ARE NOT STATEMENTS OF CURRENT OR HISTORICAL FACT. MOODY'S PUBLICATIONS MAY ALSO INCLUDE QUANTITATIVE MODEL-BASED ESTIMATES OF CREDIT RISK AND RELATED OPINIONS OR COMMENTARY PUBLISHED BY MOODY'S ANALYTICS, INC. AND/OR ITS AFFILIATES. MOODY'S CREDIT RATINGS, ASSESSMENTS, OTHER OPINIONS AND PUBLICATIONS DO NOT CONSTITUTE OR PROVIDE INVESTMENT OR FINANCIAL ADVICE, AND MOODY'S CREDIT RATINGS, ASSESSMENTS, OTHER OPINIONS AND PUBLICATIONS ARE NOT AND DO NOT PROVIDE RECOMMENDATIONS TO PURCHASE, SELL, OR HOLD PARTICULAR SECURITIES. MOODY'S CREDIT RATINGS, ASSESSMENTS, OTHER OPINIONS AND PUBLICATIONS DO NOT COMMENT ON THE SUITABILITY OF AN INVESTMENT FOR ANY PARTICULAR INVESTOR. MOODY'S ISSUES ITS CREDIT RATINGS, ASSESSMENTS AND OTHER OPINIONS AND PUBLISHES ITS PUBLICATIONS WITH THE EXPECTATION AND UNDERSTANDING THAT EACH INVESTOR WILL, WITH DUE CARE, MAKE ITS OWN STUDY AND EVALUATION OF EACH SECURITY THAT IS UNDER CONSIDERATION FOR PURCHASE, HOLDING, OR SALE.

MOODY'S CREDIT RATINGS, ASSESSMENTS, OTHER OPINIONS, AND PUBLICATIONS ARE NOT INTENDED FOR USE BY RETAIL INVESTORS AND IT WOULD BE RECKLESS AND INAPPROPRIATE FOR RETAIL INVESTORS TO USE MOODY'S CREDIT RATINGS, ASSESSMENTS, OTHER OPINIONS OR PUBLICATIONS WHEN MAKING AN INVESTMENT DECISION. IF IN DOUBT YOU SHOULD CONTACT YOUR FINANCIAL OR OTHER PROFESSIONAL ADVISER.

ALL INFORMATION CONTAINED HEREIN IS PROTECTED BY LAW, INCLUDING BUT NOT LIMITED TO, COPYRIGHT LAW, AND NONE OF SUCH INFORMATION MAY BE COPIED OR OTHERWISE REPRODUCED, REPACKAGED, FURTHER TRANSMITTED, TRANSFERRED, DISSEMINATED, REDISTRIBUTED OR RESOLD, OR STORED FOR SUBSEQUENT USE FOR ANY SUCH PURPOSE, IN WHOLE OR IN PART, IN ANY FORM OR MANNER OR BY ANY MEANS WHATSOEVER, BY ANY PERSON WITHOUT MOODY'S PRIOR WRITTEN CONSENT.

MOODY'S CREDIT RATINGS, ASSESSMENTS, OTHER OPINIONS AND PUBLICATIONS ARE NOT INTENDED FOR USE BY ANY PERSON AS A BENCHMARK AS THAT TERM IS DEFINED FOR REGULATORY PURPOSES AND MUST NOT BE USED IN ANY WAY THAT COULD RESULT IN THEM BEING CONSIDERED A BENCHMARK.

All information contained herein is obtained by MOODY'S from sources believed by it to be accurate and reliable. Because of the possibility of human or mechanical error as well as other factors, however, all information contained herein is provided "AS IS" without warranty of any kind. MOODY'S adopts all necessary measures so that the information it uses in assigning a credit rating is of sufficient quality and from sources MOODY'S considers to be reliable including, when appropriate, independent third-party sources. However, MOODY'S is not an auditor and cannot in every instance independently verify or validate information received in the rating process or in preparing its Publications.

To the extent permitted by law, MOODY'S and its directors, officers, employees, agents, representatives, licensors and suppliers disclaim liability to any person or entity for any indirect, special, consequential, or incidental losses or damages whatsoever arising from or in connection with the information contained herein or the use of or inability to use any such information, even if MOODY'S or any of its directors, officers, employees, agents, representatives, licensors or suppliers is advised in advance of the possibility of such losses or damages, including but not limited to: (a) any loss of present or prospective profits or (b) any loss or damage arising where the relevant financial instrument is not the subject of a particular credit rating assigned by MOODY'S.

To the extent permitted by law, MOODY'S and its directors, officers, employees, agents, representatives, licensors and suppliers disclaim liability for any direct or compensatory losses or damages caused to any person or entity, including but not limited to by any negligence (but excluding fraud, willful misconduct or any other type of liability that, for the avoidance of doubt, by law cannot be excluded) on the part of, or any contingency within or beyond the control of, MOODY'S or any of its directors, officers, employees, agents, representatives, licensors or suppliers, arising from or in connection with the information contained herein or the use of or inability to use any such information.

NO WARRANTY, EXPRESS OR IMPLIED, AS TO THE ACCURACY, TIMELINESS, COMPLETENESS, MERCHANTABILITY OR FITNESS FOR ANY PARTICULAR PURPOSE OF ANY CREDIT RATING, ASSESSMENT, OTHER OPINION OR INFORMATION IS GIVEN OR MADE BY MOODY'S IN ANY FORM OR MANNER WHATSOEVER.

Moody's Investors Service, Inc., a wholly-owned credit rating agency subsidiary of Moody's Corporation ("MCO"), hereby discloses that most issuers of debt securities (including corporate and municipal bonds, debentures, notes and commercial paper) and preferred stock rated by Moody's Investors Service, Inc. have, prior to assignment of any credit rating, agreed to pay to Moody's Investors Service, Inc. for credit ratings opinions and services rendered by it fees ranging from \$1,000 to approximately \$5,000,000. MCO and Moody's Investors Service also maintain policies and procedures to address the independence of Moody's Investors Service credit ratings and credit rating processes. Information regarding certain affiliations that may exist between directors of MCO and rated entities, and between entities who hold credit ratings from Moody's Investors Service and have also publicly reported to the SEC an ownership interest in MCO of more than 5%, is posted annually at www.moody.com under the heading "Investor Relations — Corporate Governance — Director and Shareholder Affiliation Policy."

Additional terms for Australia only: Any publication into Australia of this document is pursuant to the Australian Financial Services License of MOODY'S affiliate, Moody's Investors Service Pty Limited ABN 61 003 399 657 AFSL 336969 and/or Moody's Analytics Australia Pty Ltd ABN 94 105 136 972 AFSL 383569 (as applicable). This document is intended to be provided only to "wholesale clients" within the meaning of section 761G of the Corporations Act 2001. By continuing to access this document from within Australia, you represent to MOODY'S that you are, or are accessing the document as a representative of, a "wholesale client" and that neither you nor the entity you represent will directly or indirectly disseminate this document or its contents to "retail clients" within the meaning of section 761G of the Corporations Act 2001. MOODY'S credit rating is an opinion as to the creditworthiness of a debt obligation of the issuer, not on the equity securities of the issuer or any form of security that is available to retail investors.

Additional terms for Japan only: Moody's Japan K.K. ("MJKK") is a wholly-owned credit rating agency subsidiary of Moody's Group Japan G.K., which is wholly-owned by Moody's Overseas Holdings Inc., a wholly-owned subsidiary of MCO. Moody's SF Japan K.K. ("MSFJ") is a wholly-owned credit rating agency subsidiary of MJKK. MSFJ is not a Nationally Recognized Statistical Rating Organization ("NRSRO"). Therefore, credit ratings assigned by MSFJ are Non-NRSRO Credit Ratings. Non-NRSRO Credit Ratings are assigned by an entity that is not a NRSRO and, consequently, the rated obligation will not qualify for certain types of treatment under U.S. laws. MJKK and MSFJ are credit rating agencies registered with the Japan Financial Services Agency and their registration numbers are FSA Commissioner (Ratings) No. 2 and 3 respectively.

MJKK or MSFJ (as applicable) hereby disclose that most issuers of debt securities (including corporate and municipal bonds, debentures, notes and commercial paper) and preferred stock rated by MJKK or MSFJ (as applicable) have, prior to assignment of any credit rating, agreed to pay to MJKK or MSFJ (as applicable) for credit ratings opinions and services rendered by it fees ranging from JPY100,000 to approximately JPY550,000,000.

MJKK and MSFJ also maintain policies and procedures to address Japanese regulatory requirements.