

CREDIT OPINION

9 August 2023

Update



Send Your Feedback

RATINGS

Sparebanken Sor

Domicile	Kristiansand, Norway
Long Term CRR	A1
Type	LT Counterparty Risk Rating - Fgn Curr
Outlook	Not Assigned
Long Term Debt	(P)A1
Type	Senior Unsecured MTN - Fgn Curr
Outlook	Not Assigned
Long Term Deposit	A1
Type	LT Bank Deposits - Fgn Curr
Outlook	Positive

Please see the [ratings section](#) at the end of this report for more information. The ratings and outlook shown reflect information as of the publication date.

Contacts

Mattias Eric Frithiof +46.8.5179.1264
AVP-Analyst
mattias.frithiof@moody.com

Juliana Cerenkova +46.8.5179.1254
Associate Analyst
juliana.cerenkova@moodys.com

Nondas Nicolaidis +357.2569.3006
VP-Sr Credit Officer
nondas.nicolaidis@moodys.com

Simon James Robin Ainsworth +44 207 772 5347
Associate Managing Director
simon.ainsworth@moodys.com

Sparebanken Sor

Update following the assignment of ratings to the bank's subsidiary Sparebanken Sor Boligkreditt

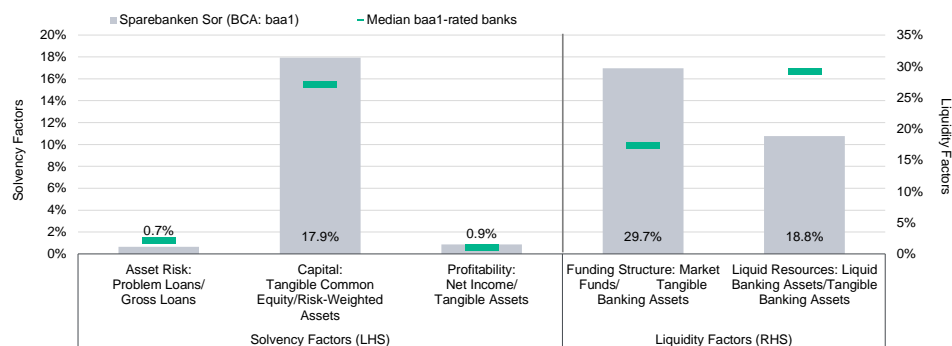
Summary

[Sparebanken Sor's](#) A1 deposit and senior unsecured debt ratings and the Baa1 Junior senior rating take into account its Baseline Credit Assessment (BCA) of baa1 and our forward-looking Loss Given Failure (LGF) analysis of its liability structure.

The bank's BCA of baa1 reflects its strong asset-quality metrics, with nonperforming loans (NPLs)/gross loans of around 0.6% and loan loss reserves/NPLs of around 56% as of March 2023. The bank's BCA of baa1 also captures its strong capital buffers and moderate profitability, with relatively low earnings diversification. The bank's standalone credit profile also incorporates its high reliance on market funding, a common attribute of Norwegian banks.

The bank's A1 deposit and senior unsecured debt ratings take into account our forward-looking advanced LGF analysis of the bank's liability structure, which results in three notches of uplift above the BCA. Sparebanken Sor benefits from a large volume of deposits and substantial layers of subordination (including upcoming issuances of around NOK20.5 billion to meet its minimum requirement for own funds and eligible liabilities (MREL)), resulting in very low potential losses for senior creditors.

Exhibit 1
Rating Scorecard- Key financial ratios



These ratios are calculated based on our [Banks Methodology](#) scorecard. The bank's problem loan and profitability ratios are the weaker of the average of the latest three year-end ratios and the latest reported ratio. The bank's capital ratio is the latest reported figure. The bank's funding structure and liquid resources ratios are the latest year-end figures.

Source: Moody's Banking Financial Metrics

Credit strengths

- » Resilient asset quality, with two-thirds of lending to private mortgage borrowers and close to zero exposure to the oil and offshore sectors
- » Strong capital levels with a robust leverage ratio
- » Large volume of deposits and debt, combined with upcoming MREL-eligible securities, which result in three notches uplift to the deposit and issuer ratings

Credit challenges

- » Some single borrower and sector loan concentrations, which increase asset risk
- » Reliance on market funding, which renders the bank vulnerable to fluctuations in investor sentiment
- » Modest profitability, with some net interest margin pressure combined with low earnings diversification

Rating outlook

Sparebanken Sor's positive outlook reflects its improved ratios and fundamentals in terms of asset risk and capital, which, if sustained, creates positive rating pressure.

Factors that could lead to an upgrade

The bank could be upgraded if it sustains sound asset-quality metrics, with its problem loan ratio in line with local peers; strong capital ratios, both in relation to risk-weighted assets (RWA) and in relation to tangible banking assets (TBA); and stable profitability.

Factors that could lead to a downgrade

While the positive outlook implies that a downgrade is unlikely, the outlook could be changed to stable should the bank's NPLs increase significantly; its profitability deteriorate substantially from its current level; or the bank issues lower-than-expected volumes of senior non-preferred (SNP) securities, leading to a reduction in the rating uplift under our LGF analysis.

This publication does not announce a credit rating action. For any credit ratings referenced in this publication, please see the issuer/deal page on <https://ratings.moody.com> for the most updated credit rating action information and rating history.

Key indicators

Exhibit 2

Sparebanken Sor (Consolidated Financials) [1]

	03-23 ²	12-22 ²	12-21 ²	12-20 ²	12-19 ²	CAGR/Avg. ³
Total Assets (NOK Billion)	152.9	157.4	144.2	142.1	129.5	5.2 ⁴
Tangible Common Equity (NOK Billion)	14.6	14.6	13.5	12.6	11.7	7.0 ⁴
Problem Loans / Gross Loans (%)	0.6	0.5	0.7	0.9	1.0	0.7 ⁵
Tangible Common Equity / Risk Weighted Assets (%)	17.9	18.3	17.1	16.2	16.4	17.2 ⁶
Problem Loans / (Tangible Common Equity + Loan Loss Reserve) (%)	4.6	4.2	5.5	7.7	8.9	6.2 ⁵
Net Interest Margin (%)	1.8	1.6	1.3	1.3	1.5	1.5 ⁵
PPI / Average RWA (%)	2.4	1.9	1.7	1.7	1.9	1.9 ⁶
Net Income / Tangible Assets (%)	1.2	0.8	0.8	0.7	0.8	0.9 ⁵
Cost / Income Ratio (%)	38.7	42.9	43.7	42.8	40.9	41.8 ⁵
Market Funds / Tangible Banking Assets (%)	28.0	29.7	27.9	31.4	28.8	29.2 ⁵
Liquid Banking Assets / Tangible Banking Assets (%)	16.7	18.8	16.9	17.8	16.0	17.2 ⁵
Gross Loans / Due to Customers (%)	186.9	189.4	185.4	187.2	184.1	186.6 ⁵

[1] All figures and ratios are adjusted using Moody's standard adjustments. [2] Basel III - fully loaded or transitional phase-in; IFRS. [3] May include rounding differences because of the scale of reported amounts. [4] Compound annual growth rate (%) based on the periods for the latest accounting regime. [5] Simple average of periods for the latest accounting regime. [6] Simple average of Basel III periods.

Sources: Moody's Investors Service and company filings

Profile

Sparebanken Sor is a regional Norwegian bank, which provides retail and corporate banking services to individuals, companies and public authorities in the counties of Agder, Vestfold and Telemark, and Rogaland. Its products include financing, savings facilities, placements, insurance, pensions and payment facilities. Sparebanken Sor is the sixth-largest savings bank in Norway, with total consolidated assets of NOK152.9 billion (€13.5 billion) as of March 2023.

Recent developments

To curb inflation, the central bank of Norway, namely Norges Bank, has been gradually increasing its reference rate since September 2021; the rate was raised to 3.75% in June 2023, with the expectation of a further increase in 2023. The countercyclical capital buffer (CCyB) requirement increased to 2.5% effective from the end of March 2023.

We expect Norway's real GDP growth to slow to 1.5% in 2023 from 3.3% in 2022, still outperforming a projected contraction in Europe. Substantial oil industry investment and activities related to climate transition will support economic growth into 2024. However, we expect consumption to fall this year as higher interest rates and inflation erode household incomes, with falling house prices adding further pressure. Norway's inflation rate of 6.4% in June 2023 was above the central bank's 2% target.

Russia's invasion of [Ukraine](#) (Ca stable) and the economic sanctions that the [United States of America](#) (Aaa stable), European governments and other allies have subsequently imposed on Russia have increased risks to the global economic outlook. Increased geopolitical risks are unambiguously negative for economic activity. The magnitude of the effects will depend on the length and severity of the crisis.

Norway's trade flows with Russia are very limited because they export the same type of goods, most significantly the production of oil and gas. As European countries continue to reduce imports from Russia, Norway benefits from the increased demand in Europe.

Detailed credit considerations

Norway's 'Very Strong-' macro profile continues to support the bank's standalone credit profile

Sparebanken Sor operates only in Norway and thus its operating environment is reflected through the Very Strong- macro profile we assign for Norway. Norwegian banks benefit from operating in a wealthy and developed country with very high economic, institutional and government financial strength, as well as a very low susceptibility to event risk. The Norwegian banking system further benefits from the government's generally strong fiscal flexibility and CCyBs available through its sovereign oil fund, the Government Pension Fund Global, to respond to economic shocks.

The main risks to the banking sector stem from its extensive use of market funding, and high household debt and increased real estate prices in Norway. However, the household sector's strong debt-servicing ability, the Norwegian government's well-coordinated monetary and regulatory policies, and the country's sizeable sovereign wealth fund mitigate these risks.

A significant increase in the rate of household debt accumulation, combined with high house price inflation, or a significant house price decline could strain Norway's macro profile.

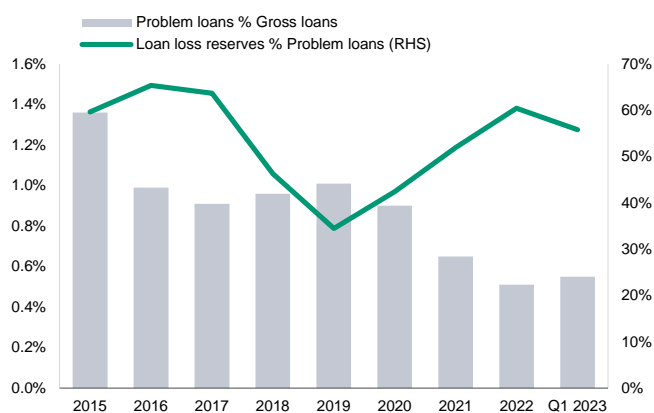
Resilient asset quality metrics, although some concentration risk

Sparebanken Sor's problem loans, defined as stage 3 loans, were 0.6% of gross loans as of March 2023, increased slightly from 0.5% as of December 2022 (with a nominal increase of NOK51 million over the first three months of 2023), which is in line with other large Norwegian savings banks and lower than the average of 1.2% of similarly rated banks globally. The bank has taken a strategic decision to maintain a good credit quality and limit future losses reflected in a low and stable level of problem loans over the past five years (see Exhibit 3).

Sparebanken Sor's allowance for loan losses was NOK384 million as of March 2023 (December 2022: NOK385 million) and total provisioning coverage was lowered to 55.8% from 60.4% as of December 2022 on account of the increase in problem loans (see Exhibit 4).

Exhibit 3

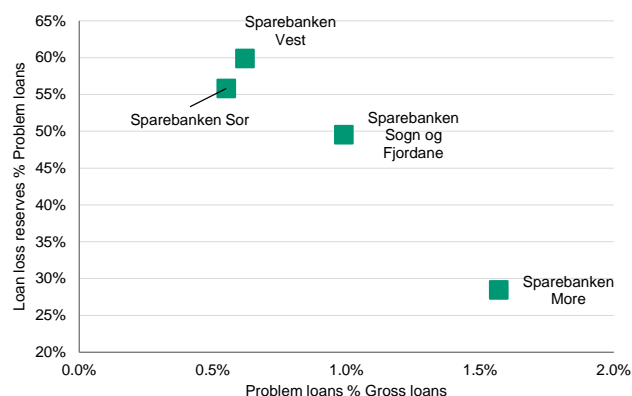
Sparebanken Sor's problem loan ratio has reduced over recent years...



Sources: Sparebanken Sor's disclosures and Moody's Investors Service

Exhibit 4

...and is well positioned among similarly rated regional peers Data as of March 2023



Source: Banks' disclosures, Moody's Investors Service

Sparebanken Sor's loan book is dominated by retail mortgages, representing around 65% of the gross loan book as of March 2023, which has been resilient historically with low default levels. We consider the bank's low average loan-to-value (LTV) of around 54% for mortgages a mitigating factor to a potential fall in house prices.

However, the bank has also significant concentration in the real estate and construction sectors, at around 23% (21.7% and 1.7%, respectively) of gross loans as of March 2023, which poses risks to future loan book performance in the scenario of any significant reduction in property prices in the region. Most of the bank's outstanding impairments relate to its corporate exposures, of which over half relate to either the property management sector or the real estate development and building and construction sectors, demonstrating their higher credit risk profile.

Furthermore, the bank's corporate book has certain single-borrower concentration, especially to commercial real estate (CRE) clients, making it vulnerable in the event of a potential default of one of its large customers.

Our downward adjustment to the bank's Asset Risk score to baa1 captures these concentration risks, in addition to the limited geographical diversification compared with larger Nordic commercial banks, as Sparebanken Sor is mainly exposed to the southern Norwegian region.

We expect asset quality to remain stable and at low levels, in line with peers. The strong recovery and low unemployment levels contribute to a stable operating environment, although somewhat offset by inflationary pressure and supply-chain issues affecting mainly construction and property development.

Strong capital levels with a robust leverage ratio

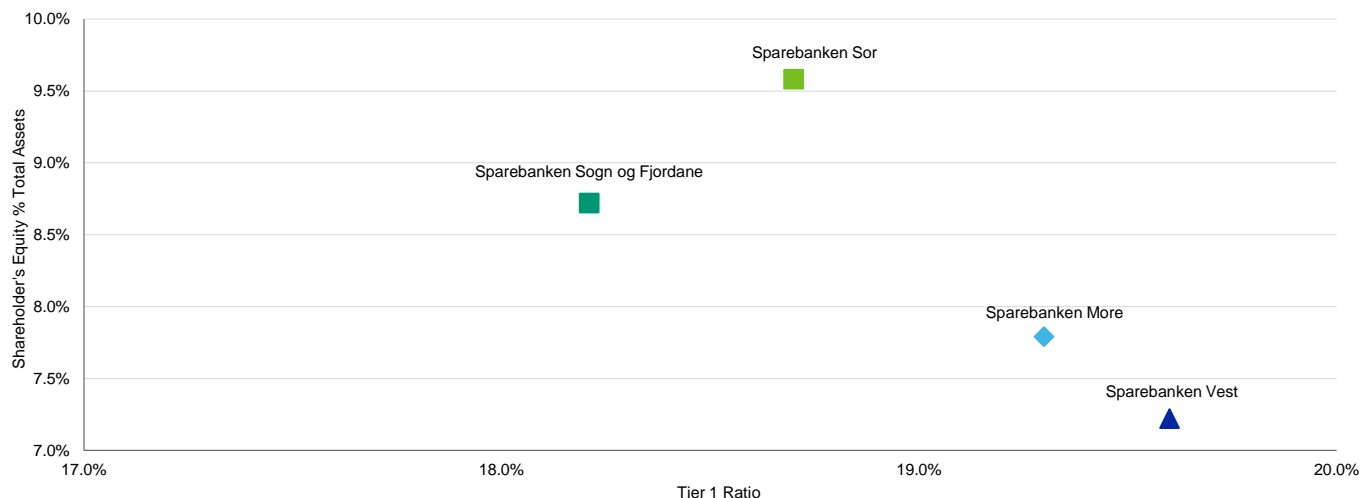
Sparebanken Sor's capitalisation is strong relative to its risk profile, with a Common Equity Tier 1 ratio of 17.1% as of March 2023, well above its regulatory minimum of 14.2%, and well above its target of 16.7% as of March 2023.

The bank's total regulatory capital ratio and its Tier 1 ratio stood at 21.1% and 18.7%, respectively, as of March 2023, compared to 20.7% and 18.5% as of year-end 2022, respectively. The Norwegian FSA has also set a Pillar 2 guidance of 1.0%. The countercyclical buffer requirement increased to 2.5%, effective since March 2023, while the currently 3.0% systemic risk buffer for Sparebanken Sor will increase to 4.5%.

The bank is the only one of the large regional banks in Norway that still applies the standard method in its RWA calculations. Accordingly, it has one of the highest RWA density and leverage ratios among Norwegian savings banks, at 9.2% in March 2023. The bank is currently in the process to apply to the Financial Supervisory Authority for an approval to use the Internal Ratings-Based (IRB) approach to calculate RWA. The bank plans to send an application for IRB-F approval before year-end 2023. However, timing of the implementation is uncertain because of the complexity of the process.

Exhibit 5

Sparebanken Sor's capital levels are comparable with its similarly rated peers



Based on Q1 2023 Moody's-adjusted data, Sparebanken Sor and Sparebanken Sogn og Fjordane use the standard method, while Sparebanken More use Internal Ratings-Based (foundation) and Sparebanken Vest use the advanced Internal Ratings-Based approach for their risk-weighted assets and capital calculation.

Source: Moody's Financial Metrics

Our assigned Capital score is Aa2 which reflects both the bank's strong leverage ratio and riskadjusted capital ratios but also the bank's low level of equity certificates (EC) in the capital structure. However, the EC ratio in line with most domestic peers.

Modest profitability, with low earnings diversification on the back of some net interest margin pressure and higher impairment charges

In response to the coronavirus pandemic-induced economic stress, Norges Bank cut the reference rate to zero. Norges Bank has been gradually increasing its reference rate since September 2021; the rate was raised to 3.75% in June 2023, and it expect it will further increase it to 4.25% in 2023. Because of the recovery in the reference rate, we expect increased margins in 2023 and a rise in profitability.

Sparebanken Sor relies predominantly on stable interest income from lending, but earnings diversification is limited with net interest income representing around 87% of its net revenue in 2022. The bank reported an annualised net interest margin of 2.74% for retail loans and 3.35% for corporate loans in March 2023, up from 2.00% and 2.68%, respectively, the year before, reflecting the increase in

interest rate and somewhat offset by increased competition among its peers. Over the next 12-18 months, we expect margin to remain strong, combined with stable loan growth (5.6% year on year as of March 2023).

The bank's cost-efficient structure and set-up, despite spending on digitalisation and channel interaction, should continue to support its core pre-provision income and bottom-line also during times of stress. The bank has reported a cost-to-income ratio of 36.5% (excluding net income from financial instruments), lower than the reported ratio of 40.6% a year earlier and slightly below its 40% target.

Reliance on market funding renders the bank vulnerable to fluctuations in investor sentiment

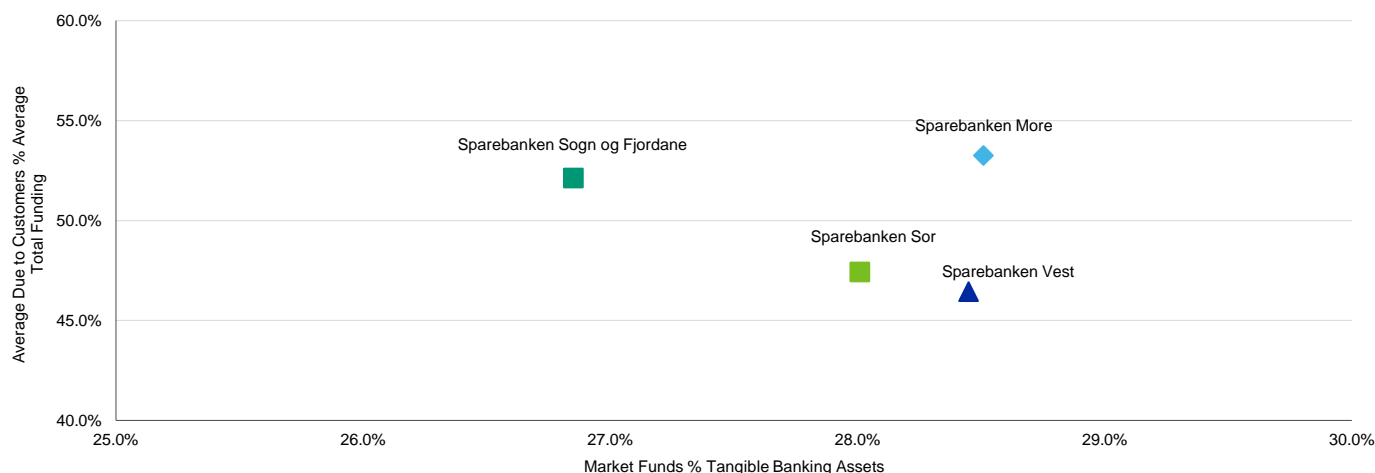
Sparebanken Sor's funding is underpinned by a strong deposit base, which amounts to roughly 48% of non-equity funding. Nevertheless, the bank remains reliant on market funding, which accounted for 28% of tangible banking assets as of March 2023 (see Exhibit 6), and which renders the bank susceptible to changes in investor sentiment.

While Sparebanken Sor has good access to the domestic capital markets, we expect the bank to continue to access the international markets to expand its investor base beyond its more concentrated domestic market. A sizeable and growing portion of market funds is in the form of covered bonds, which provide the bank with an important source of funding. Using our methodology for banks, we reflect the stability of covered bonds relative to unsecured market funding through an adjustment to the bank's market funds/tangible assets ratio. Nonetheless, our Funding Structure score reflects our view that the bank's overall funding profile remains a weakness relative to the other scorecard metrics.

In 2022-23, we expect the bank to continue to replace part of its preferred senior debt maturing with MREL-eligible SNP securities estimated at more than NOK6 billion. The bank has already raised NOK4.5 billion of SNP debt, while also being the first Norwegian bank to tap the market for such an instrument.

Exhibit 6

Reliance on market funding remains a fundamental weakness for the bank, a common attribute of Norwegian banks



Based on Q1 2023 Moody's-adjusted data.

Source: Moody's Financial Metrics

Sparebanken Sor also maintains sizeable buffers of high-quality liquid assets. As of March 2023, liquid assets accounted for around 17% of tangible banking assets, comprising cash and deposits with the central bank and the securities portfolio that consists in a vast majority of Aaa-rated instruments in the form of Norwegian covered bonds and bonds from the government and other public entities.

These holdings are mostly Norwegian securities and covered bonds of other local banks, which could be a source of vulnerability from a concentration-risk perspective and in case of a systemic liquidity crunch, but, at the same time, these holdings reduce the bank's currency exposure. The bank reported a consolidated liquidity coverage ratio (LCR) of 145% as of March 2023, well above the regulatory requirement and mitigating to a some extent the market funding dependence concerns that we have.

Source of facts and figures cited in this report

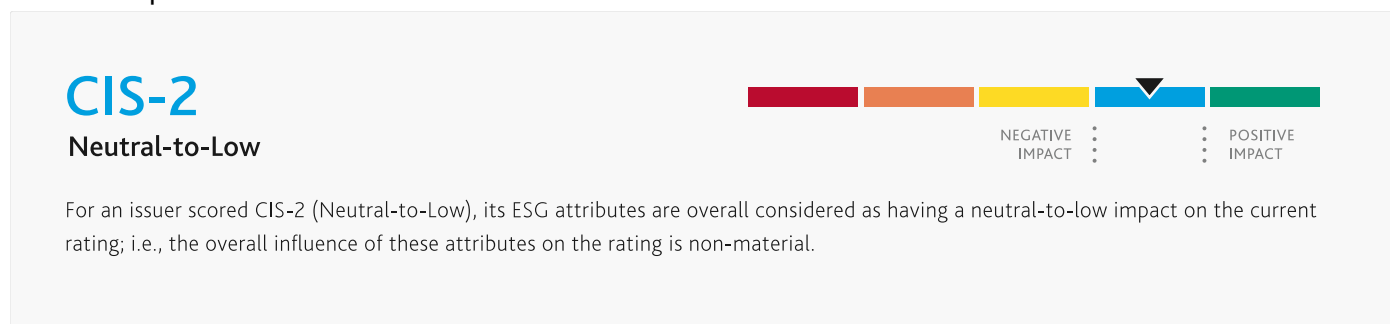
Unless noted otherwise, we have sourced data relating to systemwide trends and market shares from the central bank. Bank-specific figures originate from banks' reports and Moody's Banking Financial Metrics. All figures are based on our own chart of accounts and may be adjusted for analytical purposes. Please refer to the document [Financial Statement Adjustments in the Analysis of Financial Institutions](#) published on 9 August 2018.

ESG considerations

Sparebanken Sor's ESG Credit Impact Score is Neutral-to-Low CIS-2

Exhibit 7

ESG Credit Impact Score



Source: Moody's Investors Service

Sparebanken Sor's ESG Credit Impact Score (CIS) is 2. This reflects the limited credit impact of environmental and social risk factors on the rating to date and low governance risks.

Exhibit 8

ESG Issuer Profile Scores



Source: Moody's Investors Service

Environmental

Sparebanken Sor faces environmental risks because of its portfolio exposure to carbon transition. These risks are primarily related to its corporate portfolio, through the commercial real estate sector. In line with its peers, the bank is facing mounting business risks and stakeholder pressure to meet broader carbon transition goals. In response, the bank is developing its climate risk and portfolio management capabilities.

Social

Sparebanken Sor faces social risks related to customer relations and associated regulatory and litigation risks, requiring high compliance standards. The exposure to customer relation risks is lower than its international peers, given the bank's untarnished customer conduct track record supported by the social mandate of the Savings Bank's model. Sparebanken Sor is a digitally advanced bank in Norway, with a robust IT infrastructure and strong capabilities to mitigate cyber and personal data risks.

Governance

Sparebanken Sor face low governance risks, and its risk management, policies and procedures are in line with industry practices. Despite sectoral and geographical concentrations, due to its limited reach, the bank benefits from strong underwriting standards which mitigate

some of these concerns. The bank has a track record of sound capital and liquidity management and earnings stability while losses have been low, even at times of market turbulence. Being a regional savings bank, more than 90% of the bank is owned by the community foundation and the rest by private investors, in the form of listed equity certificates. The bank's Supervisory Board comprises of representatives of EC holders, the foundation and employees. Related governance risks are however mitigated by Norway's developed institutional framework.

ESG Issuer Profile Scores and Credit Impact Scores for the rated entity/transaction are available on Moody's.com. In order to view the latest scores, please click [here](#) to go to the landing page for the entity/transaction on MDC and view the ESG Scores section.

Support and structural considerations

Loss Given Failure (LGF)

The EU Bank Recovery and Resolution Directive (BRRD) came into force on 1 January 2019 in Norway, which supports our current assumptions regarding the LGF analysis. For our resolution analysis, we assume residual tangible common equity of 3% and losses post-failure of 8% of tangible banking assets, a 25% run-off in "junior" wholesale deposits, a 5% run-off in preferred deposits, and assign a 25% probability to deposits being preferred to senior unsecured debt. These are in line with our standard assumptions. For Sparebanken Sor's long-term deposit rating and senior unsecured debt rating, our LGF analysis takes into consideration the combination of the bank's junior deposits, its outstanding debt volume and the amount of debt subordinated to this.

The assigned LGF notchings for long-term deposit and senior unsecured bank debt are positioned three notches above the BCA, which is one notch higher than the correspondent LGF notching guidance of two notches above the Adjusted BCA. This reflects our expectation that the bank will issue SNP debt, estimated at more than NOK6 billion, over the coming two years to comply with its MREL requirement. This has resulted in a Preliminary Rating Assessment (PRA) of three notches above the BCA, reflecting very low loss given failure.

For junior securities issued by Sparebanken Sor, our LGF analysis confirms a high level loss given failure, given the small volume of debt and limited protection from more subordinated instruments and residual equity.

Government support

Sparebanken Sor is a regional savings bank with a sound market position in the southern coast of Norway, in the counties of Agder and Vestfold and Telemark, with growth prospects in Rogaland. The bank commands 29% of market share in Agder, 5% in Vestfold and Telemark and 1% in Rogaland. As a result of the implementation of the BRRD legal framework in Norway from 1 January 2019, which is aligned with that of the EU, we revised our government support assumption for the bank's preferred senior debt and deposits to low from moderate. This has resulted in no rating uplift from its PRA, positioning the ratings at A1.

Counterparty Risk (CR) Assessment

Sparebanken Sor's CR Assessment is A1(cr)/P-1(cr)

The CR Assessment is positioned three notches above the Adjusted BCA of baa1, based on the substantial buffer against default provided to the senior obligations represented by the CR Assessment by subordinated instruments. The main difference with our Advanced LGF approach used to determine instrument ratings is that the CR Assessment captures the probability of default on certain senior obligations, rather than expected loss; therefore, we focus purely on subordination and take no account of the volume of the instrument class.

Counterparty Risk Ratings (CRRs)

Sparebanken Sor's CRRs are A1/P-1

The CRRs are positioned three notches above Sparebanken Sor's Adjusted BCA of baa1, reflecting extremely low loss given failure from the high volume of instruments that are subordinated to CRR liabilities.

Foreign currency deposit rating

The bank's foreign-currency deposit ratings are unconstrained, because Norway has no country ceiling. Sparebanken Sor's foreign-currency deposit rating is A1.

Methodology and scorecard

About Moody's bank scorecard

Our Scorecard is designed to capture, express and explain in summary form our rating committee's judgement. When read in conjunction with our research, a fulsome presentation of our judgement is expressed. As a result, the output of our Scorecard may materially differ from that suggested by raw data alone (though it has been calibrated to avoid the frequent need for strong divergence). The Scorecard output and the individual scores are discussed in rating committees and may be adjusted up or down to reflect conditions specific to each rated entity.

Rating methodology and scorecard factors

Exhibit 9

Sparebanken Sor

Macro Factors

Weighted Macro Profile **Very Strong -** **100%**

Factor	Historic Ratio	Initial Score	Expected Trend	Assigned Score	Key driver #1	Key driver #2
Solvency						
Asset Risk						
Problem Loans / Gross Loans	0,7%	aa1	↔	baa1	Geographical concentration	Sector concentration
Capital						
Tangible Common Equity / Risk Weighted Assets (Basel III - transitional phase-in)	17,9%	aa2	↑	aa2	Access to capital	Expected trend
Profitability						
Net Income / Tangible Assets	0,9%	baa1	↑	baa2	Earnings quality	
Combined Solvency Score		aa3		a2		
Liquidity						
Funding Structure						
Market Funds / Tangible Banking Assets	29,7%	baa2	↔	baa2		
Liquid Resources						
Liquid Banking Assets / Tangible Banking Assets	18,8%	baa2	↔	baa2		
Combined Liquidity Score		baa2		baa2		
Financial Profile						
				a3		
Qualitative Adjustments				Adjustment		
Business Diversification				0		
Opacity and Complexity				0		
Corporate Behavior				0		
Total Qualitative Adjustments				0		
Sovereign or Affiliate constraint				Aaa		
BCA Scorecard-indicated Outcome - Range				a2 - baa1		
Assigned BCA				baa1		
Affiliate Support notching				0		
Adjusted BCA				baa1		

Balance Sheet	in-scope (NOK Million)	% in-scope	at-failure (NOK Million)	% at-failure
Other liabilities	64 450	42,2%	71 240	46,6%
Deposits	66 566	43,6%	59 776	39,1%
Preferred deposits	49 259	32,2%	46 796	30,6%
Junior deposits	17 307	11,3%	12 980	8,5%
Senior unsecured bank debt	9 550	6,3%	9 550	6,3%
Junior senior unsecured bank debt	4 500	2,9%	4 500	2,9%
Dated subordinated bank debt	1 869	1,2%	1 869	1,2%
Preference shares (bank)	1 256	0,8%	1 256	0,8%
Equity	4 583	3,0%	4 583	3,0%
Total Tangible Banking Assets	152 774	100,0%	152 774	100,0%

Debt Class	De Jure waterfall		De Facto waterfall		Notching		LGF Notching Guidance vs. Adjusted BCA	Assigned LGF notching	Additional Notching	Preliminary Rating Assessment
	Instrument volume + subordination	Sub-ordination	Instrument volume + subordination	Sub-ordination	De Jure	De Facto				
Counterparty Risk Rating	22,7%	22,7%	22,7%	22,7%	3	3	3	3	0	a1
Counterparty Risk Assessment	22,7%	22,7%	22,7%	22,7%	3	3	3	3	0	a1 (cr)
Deposits	22,7%	8,0%	22,7%	14,2%	2	3	2	2	1	a1
Senior unsecured bank debt	22,7%	8,0%	14,2%	8,0%	2	2	2	2	1	a1
Junior senior unsecured bank debt	8,0%	5,0%	8,0%	5,0%	0	0	0	0	0	baa1

Instrument Class	Loss Given Failure notching	Additional notching	Preliminary Rating Assessment	Government Support notching	Local Currency Rating	Foreign Currency Rating
Counterparty Risk Rating	3	0	a1	0	A1	A1
Counterparty Risk Assessment	3	0	a1 (cr)	0	A1(cr)	
Deposits	2	1	a1	0	A1	A1
Senior unsecured bank debt	2	1	a1	0	(P)A1	(P)A1
Junior senior unsecured bank debt	0	0	baa1	0	Baa1	

[1] Where dashes are shown for a particular factor (or sub-factor), the score is based on non-public information.

Source: Moody's Investors Service

Ratings

Exhibit 10

Category	Moody's Rating
SPAREBANKEN SOR	
Outlook	Positive
Counterparty Risk Rating	A1/P-1
Bank Deposits	A1/P-1
Baseline Credit Assessment	baa1
Adjusted Baseline Credit Assessment	baa1
Counterparty Risk Assessment	A1(cr)/P-1(cr)
Issuer Rating	A1
Senior Unsecured MTN	(P)A1
Junior Senior Unsecured -Dom Curr	Baa1
SPAREBANKEN SOR BOLIGKREDITT AS	
Outlook	Positive
Counterparty Risk Rating	A1/P-1
Counterparty Risk Assessment	A1(cr)/P-1(cr)
Issuer Rating	A1

Source: Moody's Investors Service

© 2023 Moody's Corporation, Moody's Investors Service, Inc., Moody's Analytics, Inc. and/or their licensors and affiliates (collectively, "MOODY'S"). All rights reserved. CREDIT RATINGS ISSUED BY MOODY'S CREDIT RATINGS AFFILIATES ARE THEIR CURRENT OPINIONS OF THE RELATIVE FUTURE CREDIT RISK OF ENTITIES, CREDIT COMMITMENTS, OR DEBT OR DEBT-LIKE SECURITIES, AND MATERIALS, PRODUCTS, SERVICES AND INFORMATION PUBLISHED BY MOODY'S (COLLECTIVELY, "PUBLICATIONS") MAY INCLUDE SUCH CURRENT OPINIONS. MOODY'S DEFINES CREDIT RISK AS THE RISK THAT AN ENTITY MAY NOT MEET ITS CONTRACTUAL FINANCIAL OBLIGATIONS AS THEY COME DUE AND ANY ESTIMATED FINANCIAL LOSS IN THE EVENT OF DEFAULT OR IMPAIRMENT. SEE APPLICABLE MOODY'S RATING SYMBOLS AND DEFINITIONS PUBLICATION FOR INFORMATION ON THE TYPES OF CONTRACTUAL FINANCIAL OBLIGATIONS ADDRESSED BY MOODY'S CREDIT RATINGS. CREDIT RATINGS DO NOT ADDRESS ANY OTHER RISK, INCLUDING BUT NOT LIMITED TO: LIQUIDITY RISK, MARKET VALUE RISK, OR PRICE VOLATILITY. CREDIT RATINGS, NON-CREDIT ASSESSMENTS ("ASSESSMENTS"), AND OTHER OPINIONS INCLUDED IN MOODY'S PUBLICATIONS ARE NOT STATEMENTS OF CURRENT OR HISTORICAL FACT. MOODY'S PUBLICATIONS MAY ALSO INCLUDE QUANTITATIVE MODEL-BASED ESTIMATES OF CREDIT RISK AND RELATED OPINIONS OR COMMENTARY PUBLISHED BY MOODY'S ANALYTICS, INC. AND/OR ITS AFFILIATES. MOODY'S CREDIT RATINGS, ASSESSMENTS, OTHER OPINIONS AND PUBLICATIONS DO NOT CONSTITUTE OR PROVIDE INVESTMENT OR FINANCIAL ADVICE, AND MOODY'S CREDIT RATINGS, ASSESSMENTS, OTHER OPINIONS AND PUBLICATIONS ARE NOT AND DO NOT PROVIDE RECOMMENDATIONS TO PURCHASE, SELL, OR HOLD PARTICULAR SECURITIES. MOODY'S CREDIT RATINGS, ASSESSMENTS, OTHER OPINIONS AND PUBLICATIONS DO NOT COMMENT ON THE SUITABILITY OF AN INVESTMENT FOR ANY PARTICULAR INVESTOR. MOODY'S ISSUES ITS CREDIT RATINGS, ASSESSMENTS AND OTHER OPINIONS AND PUBLISHES ITS PUBLICATIONS WITH THE EXPECTATION AND UNDERSTANDING THAT EACH INVESTOR WILL, WITH DUE CARE, MAKE ITS OWN STUDY AND EVALUATION OF EACH SECURITY THAT IS UNDER CONSIDERATION FOR PURCHASE, HOLDING, OR SALE.

MOODY'S CREDIT RATINGS, ASSESSMENTS, OTHER OPINIONS, AND PUBLICATIONS ARE NOT INTENDED FOR USE BY RETAIL INVESTORS AND IT WOULD BE RECKLESS AND INAPPROPRIATE FOR RETAIL INVESTORS TO USE MOODY'S CREDIT RATINGS, ASSESSMENTS, OTHER OPINIONS OR PUBLICATIONS WHEN MAKING AN INVESTMENT DECISION. IF IN DOUBT YOU SHOULD CONTACT YOUR FINANCIAL OR OTHER PROFESSIONAL ADVISER.

ALL INFORMATION CONTAINED HEREIN IS PROTECTED BY LAW, INCLUDING BUT NOT LIMITED TO, COPYRIGHT LAW, AND NONE OF SUCH INFORMATION MAY BE COPIED OR OTHERWISE REPRODUCED, REPACKAGED, FURTHER TRANSMITTED, TRANSFERRED, DISSEMINATED, REDISTRIBUTED OR RESOLD, OR STORED FOR SUBSEQUENT USE FOR ANY SUCH PURPOSE, IN WHOLE OR IN PART, IN ANY FORM OR MANNER OR BY ANY MEANS WHATSOEVER, BY ANY PERSON WITHOUT MOODY'S PRIOR WRITTEN CONSENT.

MOODY'S CREDIT RATINGS, ASSESSMENTS, OTHER OPINIONS AND PUBLICATIONS ARE NOT INTENDED FOR USE BY ANY PERSON AS A BENCHMARK AS THAT TERM IS DEFINED FOR REGULATORY PURPOSES AND MUST NOT BE USED IN ANY WAY THAT COULD RESULT IN THEM BEING CONSIDERED A BENCHMARK.

All information contained herein is obtained by MOODY'S from sources believed by it to be accurate and reliable. Because of the possibility of human or mechanical error as well as other factors, however, all information contained herein is provided "AS IS" without warranty of any kind. MOODY'S adopts all necessary measures so that the information it uses in assigning a credit rating is of sufficient quality and from sources MOODY'S considers to be reliable including, when appropriate, independent third-party sources. However, MOODY'S is not an auditor and cannot in every instance independently verify or validate information received in the credit rating process or in preparing its Publications.

To the extent permitted by law, MOODY'S and its directors, officers, employees, agents, representatives, licensors and suppliers disclaim liability to any person or entity for any indirect, special, consequential, or incidental losses or damages whatsoever arising from or in connection with the information contained herein or the use of or inability to use any such information, even if MOODY'S or any of its directors, officers, employees, agents, representatives, licensors or suppliers is advised in advance of the possibility of such losses or damages, including but not limited to: (a) any loss of present or prospective profits or (b) any loss or damage arising where the relevant financial instrument is not the subject of a particular credit rating assigned by MOODY'S.

To the extent permitted by law, MOODY'S and its directors, officers, employees, agents, representatives, licensors and suppliers disclaim liability for any direct or compensatory losses or damages caused to any person or entity, including but not limited to by any negligence (but excluding fraud, willful misconduct or any other type of liability that, for the avoidance of doubt, by law cannot be excluded) on the part of, or any contingency within or beyond the control of, MOODY'S or any of its directors, officers, employees, agents, representatives, licensors or suppliers, arising from or in connection with the information contained herein or the use of or inability to use any such information.

NO WARRANTY, EXPRESS OR IMPLIED, AS TO THE ACCURACY, TIMELINESS, COMPLETENESS, MERCHANTABILITY OR FITNESS FOR ANY PARTICULAR PURPOSE OF ANY CREDIT RATING, ASSESSMENT, OTHER OPINION OR INFORMATION IS GIVEN OR MADE BY MOODY'S IN ANY FORM OR MANNER WHATSOEVER.

Moody's Investors Service, Inc., a wholly-owned credit rating agency subsidiary of Moody's Corporation ("MCO"), hereby discloses that most issuers of debt securities (including corporate and municipal bonds, debentures, notes and commercial paper) and preferred stock rated by Moody's Investors Service, Inc. have, prior to assignment of any credit rating, agreed to pay to Moody's Investors Service, Inc. for credit ratings opinions and services rendered by it fees ranging from \$1,000 to approximately \$5,000,000. MCO and Moody's Investors Service also maintain policies and procedures to address the independence of Moody's Investors Service credit ratings and credit rating processes. Information regarding certain affiliations that may exist between directors of MCO and rated entities, and between entities who hold credit ratings from Moody's Investors Service, Inc. and have also publicly reported to the SEC an ownership interest in MCO of more than 5%, is posted annually at www.moody.com under the heading "Investor Relations — Corporate Governance — Charter Documents - Director and Shareholder Affiliation Policy."

Additional terms for Australia only: Any publication into Australia of this document is pursuant to the Australian Financial Services License of MOODY'S affiliate, Moody's Investors Service Pty Limited ABN 61 003 399 657 AFSL 336969 and/or Moody's Analytics Australia Pty Ltd ABN 94 105 136 972 AFSL 383569 (as applicable). This document is intended to be provided only to "wholesale clients" within the meaning of section 761G of the Corporations Act 2001. By continuing to access this document from within Australia, you represent to MOODY'S that you are, or are accessing the document as a representative of, a "wholesale client" and that neither you nor the entity you represent will directly or indirectly disseminate this document or its contents to "retail clients" within the meaning of section 761G of the Corporations Act 2001. MOODY'S credit rating is an opinion as to the creditworthiness of a debt obligation of the issuer, not on the equity securities of the issuer or any form of security that is available to retail investors.

Additional terms for Japan only: Moody's Japan K.K. ("MJKK") is a wholly-owned credit rating agency subsidiary of Moody's Group Japan G.K., which is wholly-owned by Moody's Overseas Holdings Inc., a wholly-owned subsidiary of MCO. Moody's SF Japan K.K. ("MSFJ") is a wholly-owned credit rating agency subsidiary of MJKK. MSFJ is not a Nationally Recognized Statistical Rating Organization ("NRSRO"). Therefore, credit ratings assigned by MSFJ are Non-NRSRO Credit Ratings. Non-NRSRO Credit Ratings are assigned by an entity that is not a NRSRO and, consequently, the rated obligation will not qualify for certain types of treatment under U.S. laws. MJKK and MSFJ are credit rating agencies registered with the Japan Financial Services Agency and their registration numbers are FSA Commissioner (Ratings) No. 2 and 3 respectively.

MJKK or MSFJ (as applicable) hereby disclose that most issuers of debt securities (including corporate and municipal bonds, debentures, notes and commercial paper) and preferred stock rated by MJKK or MSFJ (as applicable) have, prior to assignment of any credit rating, agreed to pay to MJKK or MSFJ (as applicable) for credit ratings opinions and services rendered by it fees ranging from JPY100,000 to approximately JPY550,000,000.

MJKK and MSFJ also maintain policies and procedures to address Japanese regulatory requirements.

REPORT NUMBER 1370803